

IP to X.121 Address Mapping for DDN

Status of this Memo

This memo defines a standard way of converting IP addresses to CCITT X.121 addresses and is the recommended standard for use on the Internet, specifically for the Defense Data Network (DDN). This memo provides information for the Internet community. It does not specify an Internet standard. Distribution of this memo is unlimited.

1. Overview

The Defense Communication Agency (DCA) has stated that "DDN specifies a standard for mapping Class A addresses to X.121 addresses." Additionally DCA has stated that Class B and C IP to X.121 address mapping "standards are the responsibility of the administration of the Class B or C network in question". Therefore, there is NO defined single standard way of converting Class B and Class C IP addresses to X.121 addresses.

This is an important issue because currently there is no way for administrators to define IP to X.121 address mapping. Without a single standard, in a multi-vendor network environment, there is no assurance that devices using IP and DDN X.25 will communicate with each other.

The IP to X.121 address mapping of Class B and Class C IP addresses shall be implemented as described below. This translation method is a direct expansion of the algorithm described in the "MIL-STD: X.25, DDN X.25 Host Interface Specification" [1]. The translation method described below is TOTALLY independent of IP subnetting and of any masking that may be used in support of IP subnetting.

2. Background

All Internet hosts are assigned a four octet (32 bit) address composed of a network field and a local address field also known as the REST field [2] (see Figure 1 thru 3). Two basic forms of addresses are provided: (1) Physical addresses, correspond to the node number and DCE port number of the node to which the DTE is connected. (2) Logical addresses, are mapped transparently by DCE software into a corresponding physical network address.

To provide flexibility, Internet addresses are divided into 3 primary classes: Class A, Class B, and Class C. These classes allow for a large number of small and medium sized networks. The network addresses used within the Internet in Class A, B, and C networks are divided between Research, Defense, Government, (Non-Defense) and Commercial uses.

As described in the MIL-STD: X25, an IP address consists of the ASCII text string representation of four decimal numbers separated by periods, corresponding to the four octets of a thirty-two bit Internet address. The four decimal numbers are referred to in this memo as network (n), host (h), logical address (l), and Interface Message Processor (IMP) or Packet Switch Node (PSN) (i). Thus, an Internet address maybe represented as "n.h.l.i" (Class A), "n.n.h.i" (Class B), or "n.n.n.hi" (Class C), depending on the Internet address class. Each of these four numbers will have either one, two, or three decimal digits and will never have a value greater than 255. For example, in the Class A IP address "26.9.0.122", n=26 h=9, l=0, and i=122.

The different classes of Internet addresses [3] are illustrated below:

```

class A:

```

The highest-order bit is set to 0.
7-bits define the network number.
24-bits define the local address.
This allows up to 126 class A networks.
Networks 0 and 127 are reserved.

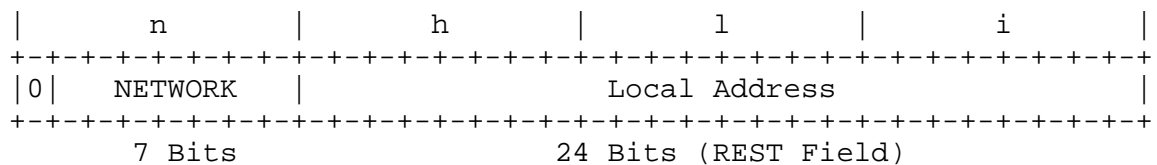


Figure 1

Class B:

The two highest-order bits are set to 1-0.
14-bits define the network number.
16-bits define the local address.
This allows up to 16,384 class B networks.

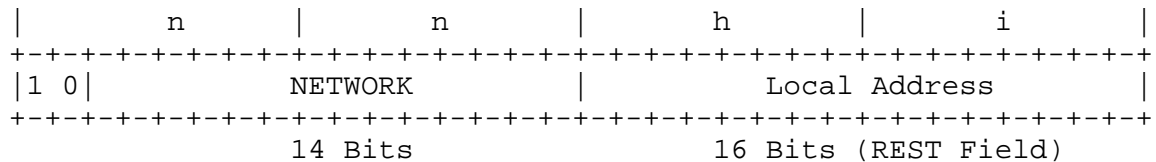


Figure 2

```
class C:
```

The three highest-order bits are set to 1-1-0.

21-bits define the network number.

8-bits define the local address.

This allows up to 2,097,152 class C networks

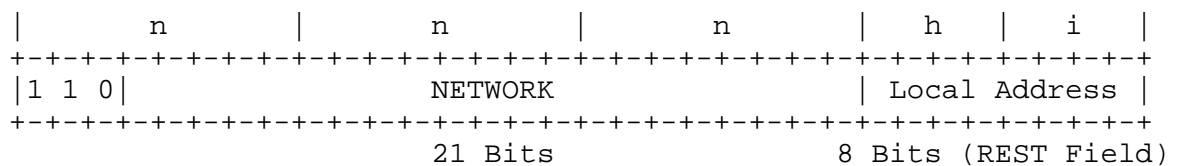


Figure 3

The fourth type of address, class D, is used as a multicast address. The four highest-order bits are set to 1-1-1-0. Note: No addresses are allowed with the four highest-order bits set to 1-1-1-1. These addresses, called "class E", are reserved.

The "MIL-STD: X.25" states "All DDN addresses are either twelve or fourteen BCD (binary-coded decimal) digits in length.". The last two digits are referred to as the Sub-Address and are not used on the DDN. The Sub-Address is carried across the network without modification. Its presence is optional. Therefore, a DTE may generate EITHER a twelve or fourteen BCD X.121 address, but must accept both twelve and fourteen BCD X.121 addresses.

3. Standard IP to X.121 Address Mapping

This section describes the algorithm that should be used to convert IP addresses to X.121 addresses [1]. You will note that "h" is always listed as greater than or less than the number 64. This number is used to differentiate between PSN physical and logical host port addresses. Note that at the time of this writing, the DDN does not make use of the PSN's logical addressing feature, which allows hosts to be addressed independently of their physical point of attachment to the network.

3.1 Derivation of DDN X.25 Addresses

To convert a Class A IP address to a DDN X.25 address:

- 3.1.1 If the host field (h) is less than 64 ($h < 64$), the address corresponds to the following DDN X.25 physical address:

ZZZZ F III HH ZZ (SS)

where:

ZZZZ = 0000

F = 0 because the address is a physical address;

III is a three decimal digit representation of "i", right-adjusted and padded with leading zeros if required;

HH is a two decimal digit representation of h", right-adjusted and padded with leading zeros if required;

ZZ = 00 is optional.

(SS) is an optional Sub-Address field which is ignored in the DDN. This field is either left out or filled with zeros.

The address 26.9.0.122 corresponds to the DDN X.25 physical address 000001220900.

- 3.1.2. If the host field (h) is greater than or equal to 64 ($h \geq 64$), the address corresponds to the following DDN X.25 physical address:

ZZZZ F RRRRR ZZ (SS)

where:

ZZZZ = 0000

F = 1 because the address is a logical address;

RRRRR is a five decimal digit representation of the result "r" of the calculation

$r = h * 256 + i$

(note that the decimal representation of "r" will always require five

digits)

ZZ = 00

and

(SS) is optional.

The address 26.83.0.207 corresponds to the DDN X.25 logical address 000012145500.

- 3.2. For Class B IP addresses the "h" and "i" fields will ALWAYS consist of 8 bits each taken from the REST field of the Internet address. The mapping follows the same rules as in 3.1.
- 3.3. For Class C IP addresses the "h" and "i" fields will ALWAYS consist of 4 bits each taken from the REST field of the Internet address. The mapping follows the same rules as in 3.1.

4. Examples

The following are examples of IP to X.121 address mappings for Class A, Class B, and Class C IP addresses.

4.1 Class A

The mapping of X.121 address for Class A networks:

for $h < 64$

example: 26.29.0.122 format: n.h.l.i

ZZZZ F III HH ZZ (SS)

X.121 address = 0000 0 122 29 00 00

for $h \geq 64$

example: 26.80.0.122 format: n.h.l.i

ZZZZ F RRRRR ZZ (SS)

X.121 address = 0000 1 20602 00 00

where $R = H * 256 + I$

4.2 Class B

The mapping of X.121 address for Class B networks:

for h < 64

example: 137.80.1.5 format: n.n.h.i

 ZZZZ F III HH ZZ (SS)
X.121 address = 0000 0 005 01 00 00

for h > or = 64

example: 137.80.75.2 format: n.n.h.i

 ZZZZ 1 RRRRR ZZ (SS)
X.121 address = 0000 1 19202 00 00

where R = H * 256 + I

4.3 Class C

The mapping of X.121 address for Class C networks:

for h < 64

example: 192.33.50.19 format: n.n.n.hi

 H I
 n.n.n.0001 0011
 1 3

Subnet 1
Subhost 3

 ZZZZ F III HH ZZ (SS)
X.121 address = 0000 0 003 01 00 00

NOTE: The mapping of X.121 address for Class C networks for h > 64 is not applicable since the "h" field can never exceed 15.

5. References

- [1] MIL-STD: X.25 "Defense Data Network X.25 Host Interface Specification", Defence Communications Agency, BBN Communications Corporation, 1983 December, Volume 1 of the "DDN Protocol Handbook" (NIC 50004). Also available online at the DDN NIC as NETINFO:X.25.DOC.
- [2] MIL-STD: 1777 "Internet Protocol", 1983 August, Volume 1 of the "DDN Protocol Handbook" (NIC 50004).

- [3] Kirkpatrick, S., M. Stahl, and M. Recker, "Internet Numbers", RFC 1166, DDN NIC, July 1990.

(Unless otherwise indicated, copies of federal and military specifications, standards, and handbooks are available from the Naval Publications and Forms Center, (ATTN: NPODS), 5801 Tabor Avenue, Philadelphia, PA 19120-5099.)

6. Security Considerations

Security issues are not discussed in this memo.

7. Authors' Addresses

Luis F. Morales, Jr.
USAISEC
ASQB-SEP-C
Ft. Huachuca, AZ 85613-5300

Phone: (602) 533-2873

EMail: lmorales@huachuca-emh8.army.mil

Phillip R. Hasse
USAISEC
ASQB-SEP-C
Ft. Huachuca, AZ 85613-5300

Phone: (602) 533-2873

EMail: phasse@huachuca-emh8.army.mil